



The Claypole

Church of England Primary School

Strive for Excellence, Promote Harmony and Value Achievement



Welcome to Claypole Church of England Primary School and the Hummingbird's Class



Hummingbird's Classroom




Outside area





This is where we hang our
P.E kits and our coats.



We have our own pegs with our
pictures and names on.






These are our toilets



This is where we wash our hands using soap.





Our Fish




The fish we have in our fish tank are called Mollies We take it in turns each week to clean the tank and change the water We also take it in turns to feed our fish Mollies are easy breeders so we often have lots of baby fish in our tank Mollies are livebearers which means they don't lay eggs, they give birth to live fry



Our Reading Den



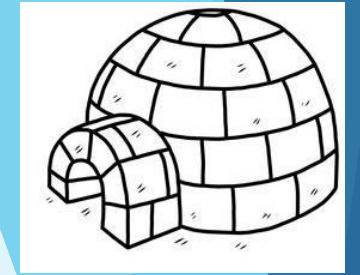
This is where we like to cosy up and enjoy reading our favourite story with our friends.



Previous Topics




Role-play Area



❄️ This was our role-play during our topic 'Polar Explorers' ❄️ We had a snowy cave to explore and discover using our imagination to pretend we were in the arctic circle ❄️ Our role-play areas change termly to link with our topics ❄️ Previous role-play areas have included: a fire engine, a space station, an ice cream van, a doctors surgery, a jungle and an igloo.

Our Cheeky Elf on the Shelf



The Early Years Foundation Stage (EYFS)

Activities are carefully planned and organised in order to provide a range of learning experiences. Individual records are kept by staff to record the activities your child participates in and undertakes, as well as their progress in specific skills.

There are 7 Areas of Learning in the Early Years Foundation Stage (EYFS), which activities are planned around:

- ▶ **3 Prime Areas**
- ▶ Personal, Social and Emotional Development
- ▶ Physical Development
- ▶ Communication and Language
- ▶ **4 Specific Areas**
- ▶ Literacy
- ▶ Mathematics
- ▶ Understanding the World
- ▶ Expressive Arts and Design



The Early Years
Foundation Stage

Throughout the EYFS, children will be working towards the Early Learning Goals. These describe the level of attainment expected at the end of your child's Reception year in school.

Personal Social and Emotional Development

- ▶ Personal Social and Emotional Development (PSED) supports children to develop a sense of themselves and have confidence in their own abilities. It helps them to form positive relationships, develop social skills, and learn how to manage their feelings.



- ▶ We cover this continually through their play.

Physical Development

- ▶ Children love to be active and we provide lots of opportunities for them to develop their coordination and control in both large and small movements.



- ▶ We have two weekly PE lessons, lots of opportunities for physical development in our outside area and a range of activities in our fine motor skill tables within the classroom.

Communication and language development

- ▶ The development of children's communication skills is covered continually throughout the curriculum and we work hard to provide opportunities for the children to experience a rich language environment.
- ▶ Through these experiences the children develop their confidence and skills in expressing themselves and learn to speak and listen in a range of situations.



Literacy

- ▶ We use a multi-sensory approach to teaching reading and writing and provide lots of experiences for children to link sounds and letters to enable them to begin to read and write.



- ▶ Literacy lessons link to our topic and we introduce writing for a range of purposes. We also have a daily Phonics lesson (Read Write Inc) and the children learn 3 sounds a week, as well as focus on developing their sight vocabulary.
- ▶ We send reading books home everyday and change them twice a week.

Mathematics

- ▶ We try to make mathematics as practical as possible and relate concepts to real life experiences.



- ▶ Initially we focus on
- ▶ developing their skills in counting,
- ▶ understanding and using numbers
- ▶ as well as shape, space and measure.

Later in the year, we progress to calculating simple addition and subtraction problems.

Understanding the World

- ▶ We provide a range of experiences for the children to make sense of their physical world and their community. Through different topics each term the children learn about the world. They explore, investigate and observe people, places and the environment.



Expressive Arts and Design

- ▶ This area of the curriculum supports children's curiosity and play. They are able to explore and share their thinking, ideas and feelings through art, music, movement, dance, role-play, design and technology.
- ▶ Children are encouraged to develop their imagination through role play, small world play, music and movement.
- ▶ Children have access to creative tools and materials both inside and outside the classroom which allows them to take ownership of their own creative development.



ICT within our learning


- ▶ Children have access to iPads and laptops in our classroom and we use an interactive whiteboard for our lessons throughout the day.
- ▶ The children also enjoy playing with the small programmable toys such as Beebots.
- ▶ Children can also access cameras and recording devices on the iPads.



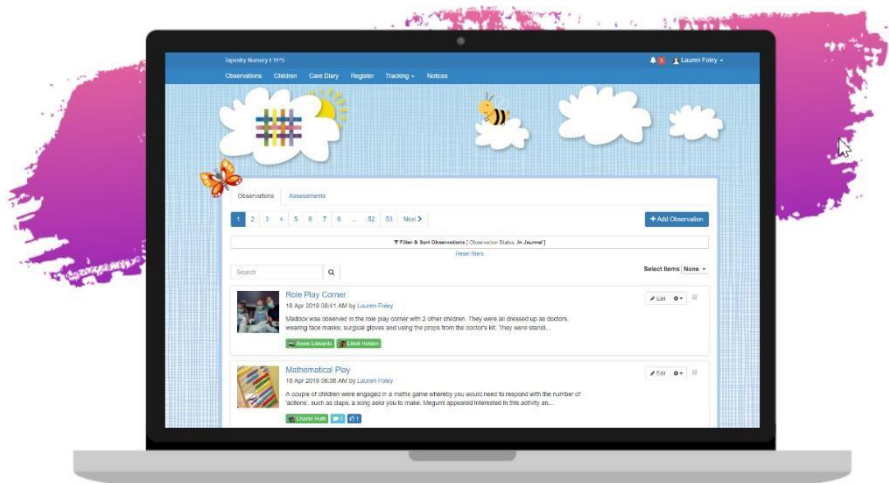
Learning journal Tapestry

Your child's online learning journey is called Tapestry, this is where we record observations throughout the year and assess them against the EYFS.

Tapestry is an easy-to-use and secure online learning journal helping staff and families celebrate their children's learning and development. Tapestry builds a very special record of a child's experiences, development and learning journey through their early years and primary education. Using photos, videos and diary entries, a teacher or early years practitioner, along with the child's parents, 'weaves' the story of the child and how they are growing and developing.



TAPESTRY
ONLINE LEARNING
JOURNAL



We invite parents to link their email to their child's learning journey to add any observations they may catch at home, for example, if your child rides their bike for the first time, we could then assess this for physical development - moving and handling.

Uniform

To find more information about our uniform, please visit:
<https://www.claypoleprimary.org/uniform-1/>

- ▶ To order uniform please see our supplier Uniform Direct
- ▶ Website - www.uniform-direct.com
- ▶ Visit in store Uniform Direct, 333 High Street, Lincoln

- ▶ Please ensure all items brought into school are labelled with your child's name.
- ▶ The children will also need a named pair of wellies which they need to keep in school. We use them all year round, especially in the mud kitchen.

Water

- ▶ Please bring a named water bottle to school everyday. The children access this independently throughout the day.
- ▶ School water bottles can be purchased from the office.



Playtimes

- ▶ Children have a 15 minute morning playtime break at 10:25 am - 10:40 am along with the older children in Key Stage 1 (years 1 & 2) in the playground.
- ▶ Followed by an afternoon break at 2:15 pm - 2:30 pm Monday - Thursday and 2:45 - 3:00 pm on a Friday.
- ▶ Milk is provided free of charge for all 4 year old children during the morning playtime session. Once your child turns 5 you have the option to pay for this service.
- ▶ Fruit is provided for all children however parents can provide one small healthy snack for playtime, for example a piece of fruit, a snack bar or a few rice crackers. We are a nut free school, so please make sure the snack does not contain nuts.
- ▶ The children keep their snack in their tray until break time, so we ask that if you are bringing their snack in a pot that it fits in their tray. Please name all snack pots and lids as they are often abandoned outside.



Lunch Times

- ▶ Each day a hot lunch is provided free of charge for all children from Foundation Stage to Year 2 and most children opt for a school dinner. School dinners are ordered online using parent pay plus. For further details on ordering please refer to our school webpage parents new to Claypole.
- ▶ However, if you do decide to bring a packed lunch for your child please make sure you name their lunch box and we encourage you to try and pack a healthy balanced meal. Please do not include anything with nuts as we are a nut free school.



- ▶ Lunch time is 12:00 - 13:00 pm.

Breakfast Club and After School Club

- ▶ We currently offer two types of Childcare - Breakfast Club and After School Club.
- ▶ **Breakfast Club**
- ▶ We operate a Breakfast Club between 8:00 am - 8:45 am. Children are able to have breakfast, play games and take part in activities before going to the classroom when the rest of the children arrive at school. The club is open to children from all year groups at a cost of £3.50 per day which includes breakfast. Letter and booking form can be accessed under parents new to Claypole.
- ▶ **Littlegates after school childcare**
- ▶ We offer child care within the school every day during term time from 3:30 pm - 6:00 pm. The club is open to children from all year groups. This club is separate and further information can be obtained by contacting Littlegates For Little People directly on **01636 626067** email littlegatesforlittlepeople@gogglemail.com

<https://www.claypoleprimaryschool.org>



- ▶ This is our school website. We share lots of useful information on here throughout the school year. You can find out things such as our school policies, term dates, school dinner menus, reminders about upcoming events and much more.
- ▶ We use Parent Mail as our preferred method for communication. An invitation has been sent to enable a personal account to be set up. We encourage all parents to download the app as there are a number of benefits to you and the school.

How can you help prepare your child for school?

- ▶ Talk enthusiastically about school with your child;
- ▶ Practise the school run, this can get them excited about starting and also used to travelling to and from school;
- ▶ Develop your child's independence and self help skills is really important in helping them prepare;
- ▶ Try on the school uniform and encourage your child to dress on their own (buttons, zips, shoes, coat etc.);
- ▶ Practise toileting without help;
- ▶ Practise eating using a knife and fork;
- ▶ Work on recognising their name; ▶ Share stories together.



We look forward to seeing you all very soon!

Contact us with any enquires at
General enquiries:

adminoffice@claypoleprimary.org

Office Telephone Number: 01636 626268